

177-178 ENSO®



Elongated Front, SmartHeight™, Vitreous China, Two-Piece Toilet

FEATURES

- Concealed trapway
- 1.1 or 1.6 gpf low water consumption
- Elongated front, SmartHeight™ bowl
- Dual-flush HET 3" flush valve saves up to 30% water
- Pilot operated anti-siphon fill valve
- 12" rough-in
- Chrome-plated, metal push button actuator
- 2-1/8" glazed trapway
- SmartClose™ color-match toilet seat
- The Mansfield® Limited Lifetime Warranty
- Available in White



MODEL 177-178

Toilet seat included






ELONGATED



SMARTHEIGHT ADA

COMPONENTS




MODEL #	DESCRIPTION	CODES/STANDARDS
177-178	Elongated front, SmartHeight™ dual flush, two-piece toilet with SmartClose™ toilet seat.	  
177	Elongated front, SmartHeight™ bowl and SmartClose™ toilet seat.	
178	Tank and cover only. Includes tank trim and chrome-plated push button actuator.	
SB1500	Enso SmartClose™ toilet seat.	
TANK TRIM & REPLACEMENT PARTS		
78	Chrome-plated push button actuator	
90	Fill valve	
208E	Dual flush tower	
123-8577	Floor anchor kit	
178-LID	Tank lid	

177-178
ENSO[®]

MANSFIELD[®]

Elongated Front, SmartHeight™, Vitreous China, Two-Piece Toilet

SPECIFICATIONS

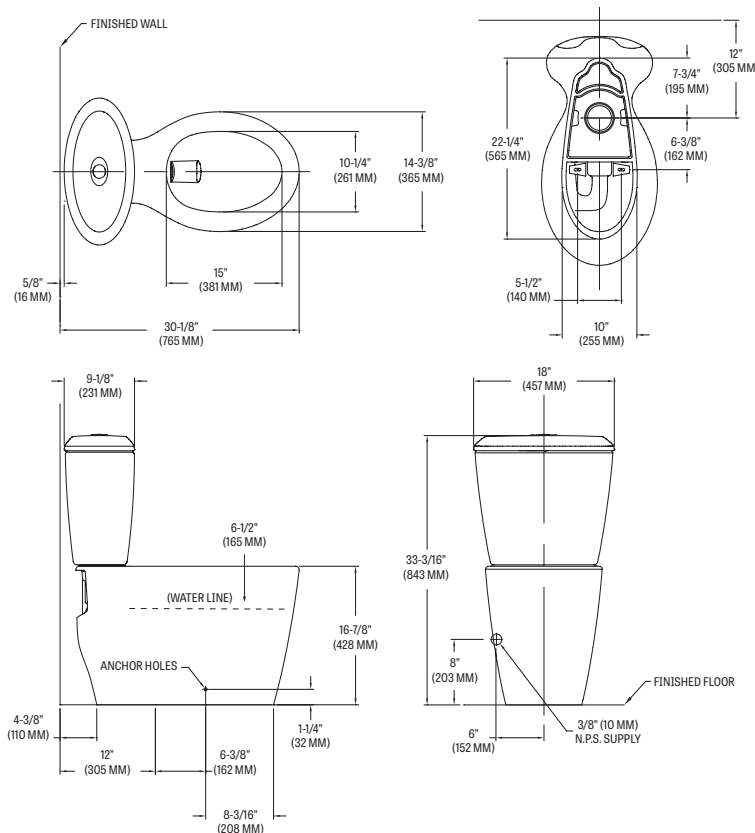
MODEL #	DESCRIPTION	CODES/STANDARDS
177-178	Elongated front, SmartHeight™ (1.1 gpf/1.6 lpf) two-piece toilet	  

MATERIAL	Vitreous China
WATER PRESSURE RANGE	20 to 80 PSI
FLUSH SYSTEM	3' Flush Tower
WATER USAGE	1.1 gpf / 1.6 lpf
WATER SURFACE AREA	10' X 6-7/8'
ROUGH-IN	12'
MaP RATING	800 grams

TRAP DIAMETER	2-1/8'
TRAP SEAL	2-1/2'
SHIPPING WEIGHT	Model 177 - 90 lbs. (40.8 kg) Model 178 - 40 lbs. (18.1 kg)
WARRANTY	Vitreous China - Limited Lifetime Tank Trim - Limited One Year

TECHNICAL INFORMATION

Note: these dimensions are nominal and subject to change without notice.



Fixture performance and specifications meet or exceed ASME A112.19.2-2013/CSA B45.1-13 standards, and other state and local codes.